
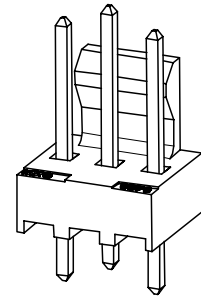
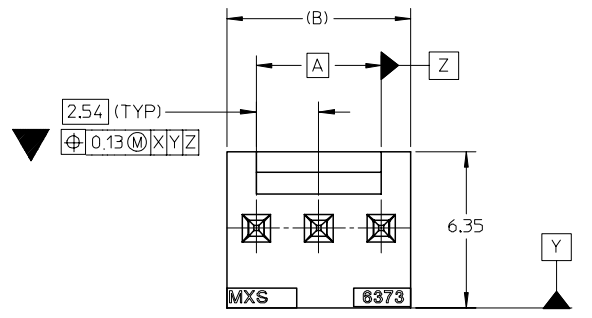
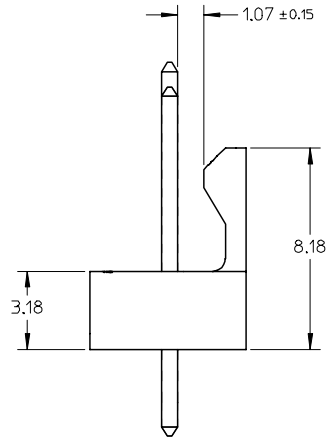
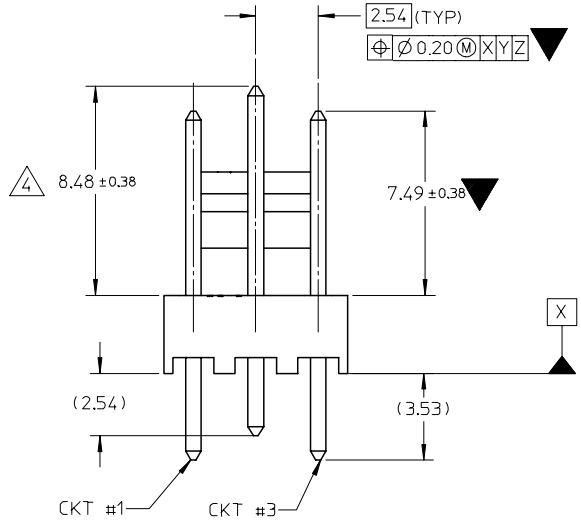



10 9 8 7 6 5 4 3 2 1





ASSEMBLY	CKT	CKT # WITH LONGER PINS 	QUANTITY PER BAG	DIM. A	DIM. B
45661-0003	3	2	500	5.08	7.47
45661-0006	6	1, 6	300	12.70	15.09



3CKT ASSEMBLY

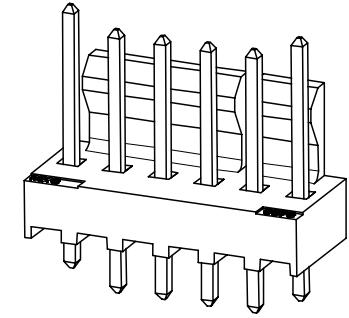
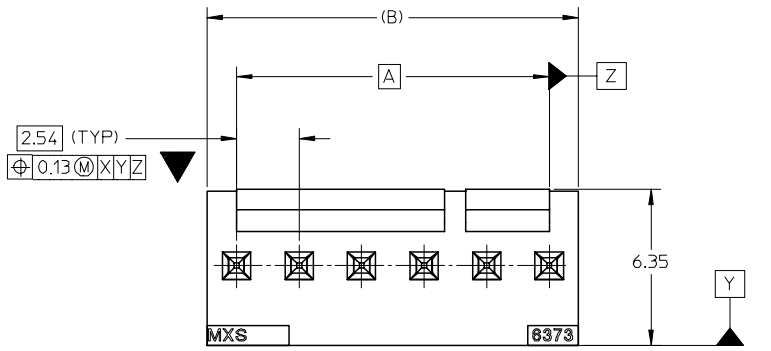


- NOTES:
- MATERIAL: NYLON, UL 94V-0, COLOR: WHITE
 - FINISH: 5.00µm MIN. TIN OVER 1.25µm MIN. NICKEL UNDERPLATE OVERALL.
 - PRODUCT SPECIFICATION: PS-10-07
 -  REFER TO TABLE FOR FIRST MATE LAST BREAK PIN'S POSITION.

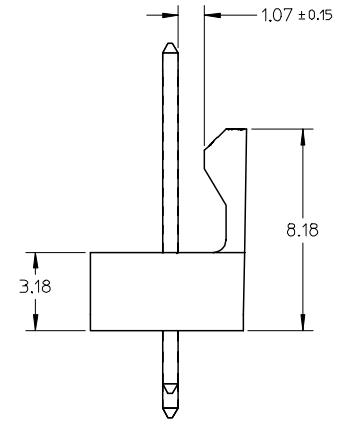
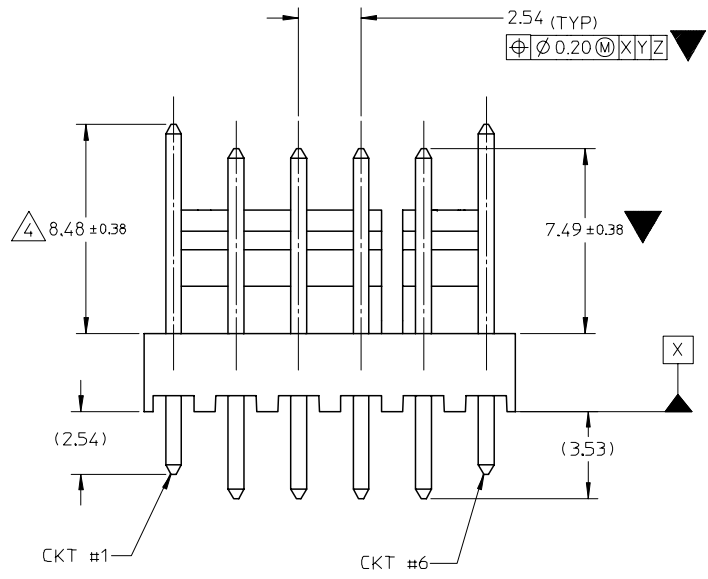
EC NO: S2006-0696 DRWNS:KLI IM01 2005/12/30 CHKD:BOKOK 2006/01/03 APPR:PATEY 2006/01/03	DESCRIPTION REV	QUALITY SYMBOLS  = 3  = 0	GENERAL TOLERANCES (UNLESS SPECIFIED)		DIMENSION STYLE MM ONLY		SCALE NTS	DESIGN UNITS METRIC	  THIRD ANGLE PROJECTION		
			4 PLACES ± --- ± --- 3 PLACES ± --- ± --- 2 PLACES ± 0.25 ± --- 1 PLACE ± 0.38 ± ---	mm INCH	DRAWN BY XSAMIEC	DATE 2003/10/06	KK 100 HEADER FRK WITH MULTIPLY MATING				
			ANGULAR ± 3 °		CHECKED BY MARGULIS	DATE 2003/10/06	MOLEX INCORPORATED				
			DRAFT WHERE APPLICABLE MUST REMAIN WITHIN DIMENSIONS		APPROVED BY MARGULIS	DATE 2003/10/06	MATERIAL NO. SEE TABLE	DOCUMENT NO. SD-45661-003	SHEET NO. 1 OF 2		

9 8 7 6 5 4 3 2 1

10 9 8 7 6 5 4 3 2 1



6CKT ASSEMBLY



EC NO: S2006-0696 DRWNS:SKL1M01 CHKD:BOBOK APPR:PATEY 2005/12/30 2006/01/03 2006/01/03	QUALITY SYMBOLS ▽=3 ▽=0	GENERAL TOLERANCES (UNLESS SPECIFIED)		DIMENSION STYLE MM ONLY		SCALE NTS	DESIGN UNITS METRIC	THIRD ANGLE PROJECTION			
		4 PLACES ± --- ± ---	3 PLACES ± --- ± ---	2 PLACES ± 0.25 ± ---	1 PLACE ± 0.38 ± ---	DRAWN BY DATE KSAMIEC 2003/10/06		KK 100 HEADER FRLK WITH MULTIPLY MATING			
		ANGULAR ± 3 °				CHECKED BY DATE MARGUL IS 2003/10/06					
		DRAFT WHERE APPLICABLE MUST REMAIN WITHIN DIMENSIONS				APPROVED BY DATE MARGUL IS 2003/10/06		MOLEX INCORPORATED			
A2	REV	SEE TABLE		MATERIAL NO.		DOCUMENT NO. SD-45661-003		SHEET NO. 2 OF 2			

9 8 7 6 5 4 3 2 1