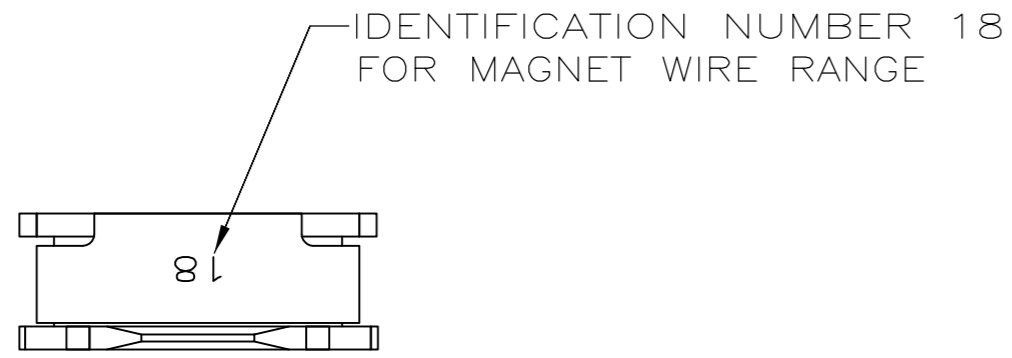
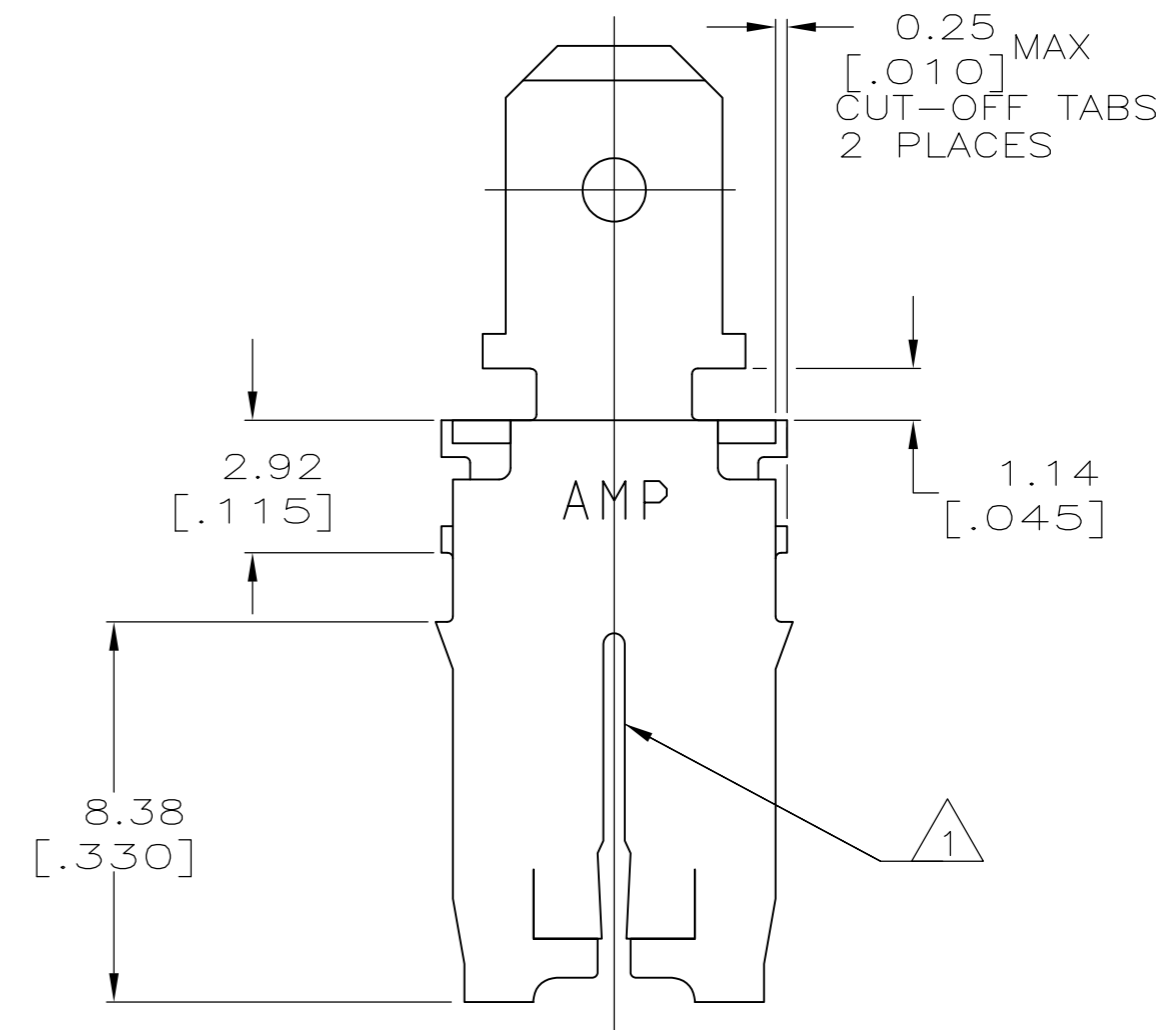
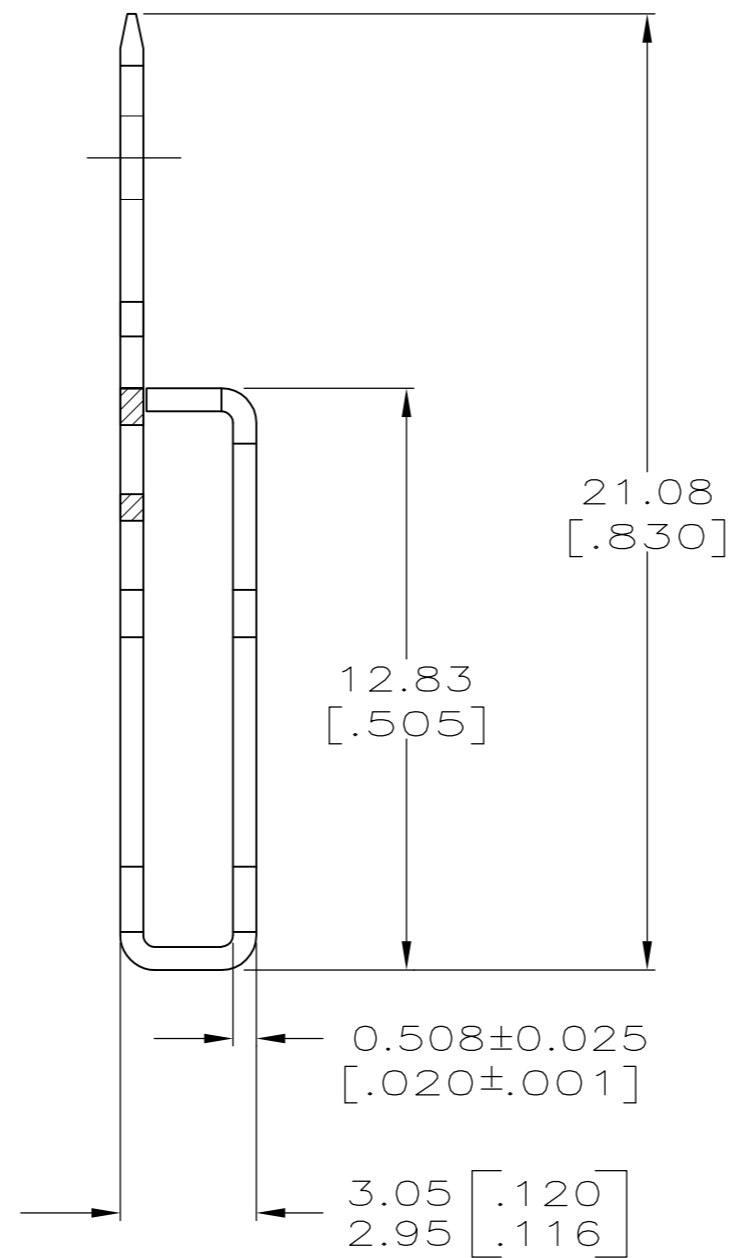
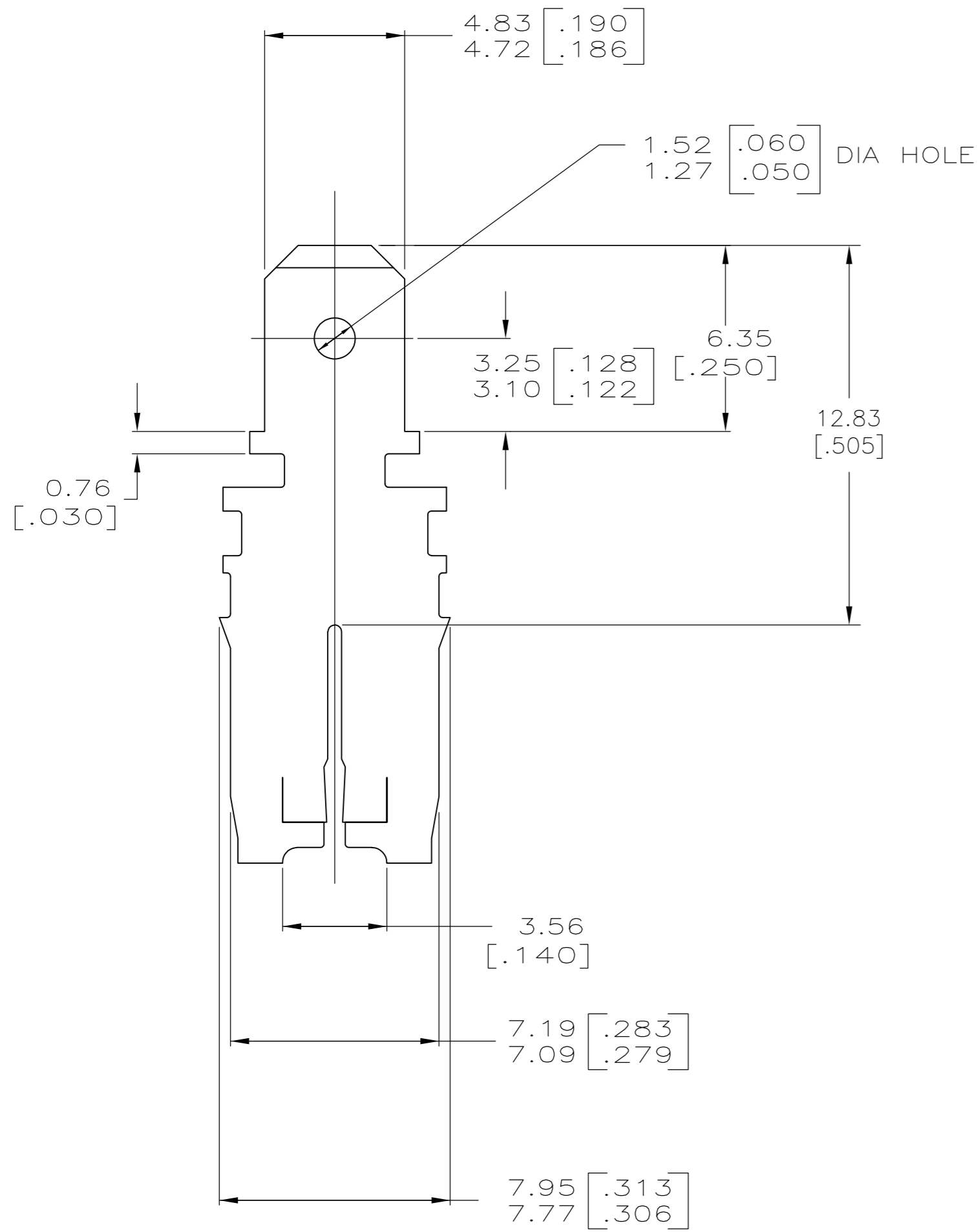


THIS DRAWING IS UNPUBLISHED. RELEASED FOR PUBLICATION
 © COPYRIGHT BY TYCO ELECTRONICS CORPORATION. ALL INTERNATIONAL RIGHTS RESERVED.

LOC		DIST		REVISIONS			
P	LTR	DESCRIPTION		DATE	DWN	APVD	
AF	50	A2		REVISED PER ECR-09-027452	21DEC09	HMR	KR



- 1 SLOT ACCEPTS 0.64-0.81mm [#22-#20] AWG COPPER MAGNET WIRE. 2 WIRES OF THE SAME SIZE MAX PER SLOT.
- 2 AFTER INSERTION INTO PLASTIC HOLDER TAB PORTION MUST BE BENT OVER 45° TO 90° OR POTTED-IN TO PREVENT PULL-OUT WHEN MATING RECEPTACLE IS DISCONNECTED.
- 3 VARNISH RESIST OVER 0.002032 [.000080] MIN TIN



63708-1
PART NO.

THIS DRAWING IS A CONTROLLED DOCUMENT.		DWN MICHAEL S. FEHER 5/24/93	Tyco Electronics Corporation Harrisburg, PA 17105-3608	
DIMENSIONS: mm [INCHES]		CHK JEFF R. RUTH 6/2/93	NAME NELSON E. NEFF	
TOLERANCES UNLESS OTHERWISE SPECIFIED:		APVD NELSON E. NEFF 6/2/93	PRODUCT SPEC 108-2053	
0 PLC ± -		APPLICATION SPEC 114-2066		
1 PLC ± -		WEIGHT -		
2 PLC ± 0.25 [.010]		SIZE A2		
3 PLC ± -		CAGE CODE 00779		
4 PLC ± -		DRAWING NO C-63708		
ANGLES ± -		RESTRICTED TO -		
FINISH 3		SCALE 6:1		
MATERIAL 4M BRASS		SHEET 1 OF 1		
CUSTOMER DRAWING		REV A2		