


Binning & Labeling

Description

The Z-Power series is designed for high current operation and high flux output applications.

It incorporates state of the art SMD design and low thermal resistant material.

The Z Power LED is ideal light sources for general illumination applications, custom designed solutions, automotive, large LCD backlights and high performance torches.



Contents

1. **Part Number of Labeling**
2. **Code Labeling**
 - Flux Bins
 - Color Bins
 - Forward Voltage Bins

* The appearance and specifications of the product can be changed for improvement without notice.

Z5 Series

Features

- Super high Flux output and high Luminance
- Designed for high current operation
- SMT solderable
- Lead Free product
- RoHS compliant

Applications

- Mobile phone flash
- Automotive interior / exterior lighting
- Automotive signal lighting
- Automotive forward lighting
- General Torch
- Architectural lighting
- LCD TV / Monitor Backlight
- Projector light source
- Traffic signals
- Task lighting
- Decorative / Pathway lighting
- Remote / Solar powered lighting

Full Code of Z5 LED Series

Full code form : X₁X₂X₃X₄ X₅X₆ X₇X₈

1. Part Number

- X₁ : Company
- X₂ : Z-Power LED series
- X₃X₄ : Color specification
 - W0: Pure white
 - WN: Neutral white
 - WW: Warm white
- X₅ : PKG series
- X₆ : Lens type
- X₇ : PCB type

2. Inter Number


- X₈ : Revision No.

3. Code Labeling


- X₉ : Flux
- X₁₀X₁₁: Color (CIE X, Y)
- X₁₂ : Forward Voltage

4. Sticker Diagram on Reel & Aluminum Vinyl Bag


Rank : X₉X₁₀X₁₁X₁₂




QUANTITY : 1000




Lot No : # # # # # # # #



SSC PART NUMBER : X₁X₂X₃ X₄X₅X₆X₇X₈



X₁X₂X₃ X₄X₅X₆X₇X₈



Full Code of Z5-X LED Series

Full code form : $X_1X_2X_3 - X_4X_5 - X_6X_7 - X_8X_9$

1. Part Number

- X_1 : Company
- X_2 : Z-Power LED series
- X_3 : PKG series

2. Inter number


- X_4 : Series Code
P: P series
M: M series
- X_5 : Revision No
- $X_6 X_7$: Color specification
W0: Pure white
WW: Warm white
WN: Neutral white
- $X_8 X_9$: CRI group
C8: CRI min.80
C9: CRI min.90
85: CRI min.85
00: The others

3. Code Labeling


- X_{10} : Flux
- $X_{11}X_{12}$: Color (CIE X, Y)
- X_{13} : Forward Voltage

4. Sticker Diagram on Reel & Aluminum Vinyl Bag


Rank : $X_{10}X_{11}X_{12}X_{13}$




QUANTITY : 1000




Lot No : # # # # # # # #



SSC PART NUMBER : $X_1X_2X_3 - X_4X_5 - X_6X_7 - X_8X_9$



$X_1X_2X_3 - X_4X_5 - X_6X_7 - X_8X_9$



Code Labeling

1. Flux Bins

1-1. Luminous flux bin structure for pure white, warm white, neutral white, blue , green, amber and red Z5 Package.

Bin Code		Luminous Flux [lm]
K		8.5 ~ 11.0
L		11.0 ~ 14.5
M		14.5 ~ 19.0
O		19.0 ~ 24.5
P		24.5 ~ 32.0
Q		32.0 ~ 41.5
R		41.5 ~ 54.0
S		54.0 ~ 70.0
T	T1	70.0 ~ 80.0
	T2	80.0 ~ 91.0
U	U1	91.0 ~ 100.0
	U2	100.0 ~ 109.0
	U3	109.0 ~ 118.5
V	V1	118.5 ~ 130.0
	V2	130.0 ~ 140.0
	V3	140.0 ~ 154.0
W		154.0 ~ 200.0

Tolerance : ± 10% of Luminous flux value

Rev. 05

August 2011

WWW.SEOULSEMICON.COM

Document No. : SSC- QP- 7- 07- 25 (Rev.00)

2. Color Bins

Z5 packages are tested and binned for dominant wavelength (blue, green, amber, red) or x,y coordinates (pure, warm, neutral white)

2-1. Blue, Green, Amber, Red

Bin Code	Color	Dominant Wavelength [nm]	
		Min	Max
BB1	Blue	455	460
BB2		460	465
BB3		465	470
BB4		470	475
GG1	Green	520	525
GG2		525	530
GG3		530	535
AA1	Amber	585	587.5
AA2		587.5	590
AA3		590	592.5
AA4		592.5	595
RR1	Red	618	625
RR2		625	632

Tolerance

Dominant wavelength : ± 0.5 nm

Rev. 05

August 2011

WWW.SEOULSEMICON.COM

Document No. : SSC- QP- 7- 07- 25 (Rev.00)

2-2. Pure White CIE

Pure white product tested and binned by x,y coordinates and CCT

<IF=350mA, Ta=25°C >

	CIE X	CIE Y		CIE X	CIE Y
Z8	0.2969	0.2919	Z9	0.3025	0.2985
	0.2988	0.2860		0.3042	0.2922
	0.3042	0.2922		0.3096	0.2980
	0.3025	0.2985		0.3082	0.3046
	0.2969	0.2919		0.3025	0.2985
Z6	0.2950	0.2980	Z7	0.3009	0.3047
	0.2969	0.2919		0.3025	0.2985
	0.3025	0.2985		0.3082	0.3046
	0.3009	0.3047		0.3068	0.3113
	0.2950	0.2980		0.3009	0.3047
Z4	0.2930	0.3037	Z5	0.2993	0.3107
	0.2950	0.2980		0.3009	0.3047
	0.3009	0.3047		0.3068	0.3113
	0.2993	0.3107		0.3055	0.3177
	0.2930	0.3037		0.2993	0.3107
Z2	0.2910	0.3093	Z3	0.2976	0.3166
	0.2930	0.3037		0.2993	0.3107
	0.2993	0.3107		0.3055	0.3177
	0.2976	0.3166		0.3041	0.3240
	0.2910	0.3093		0.2976	0.3166
			Z1	0.2959	0.3227
				0.2976	0.3166
				0.3041	0.3240
				0.3028	0.3304
				0.2959	0.3227

* Measurement Uncertainty of the Color Coordinates : ± 0.01

<IF=350mA, Ta=25℃>

	CIE X	CIE Y		CIE X	CIE Y
A8	0.3082	0.3046	A9	0.3155	0.3120
	0.3096	0.2980		0.3164	0.3046
	0.3164	0.3046		0.3230	0.3110
	0.3155	0.3120		0.3225	0.3190
	0.3082	0.3046		0.3155	0.3120
A6	0.3068	0.3113	A7	0.3146	0.3187
	0.3082	0.3046		0.3155	0.3120
	0.3155	0.3120		0.3225	0.3190
	0.3146	0.3187		0.3221	0.3261
	0.3068	0.3113		0.3146	0.3187
A4	0.3055	0.3177	A5	0.3136	0.3256
	0.3068	0.3113		0.3146	0.3187
	0.3146	0.3187		0.3221	0.3261
	0.3136	0.3256		0.3216	0.3334
	0.3055	0.3177		0.3136	0.3256
A2	0.3041	0.3240	A3	0.3126	0.3324
	0.3055	0.3177		0.3136	0.3256
	0.3136	0.3256		0.3216	0.3334
	0.3126	0.3324		0.3210	0.3408
	0.3041	0.3240		0.3126	0.3324
A0	0.3028	0.3304	A1	0.3115	0.3393
	0.3041	0.3240		0.3126	0.3324
	0.3126	0.3324		0.3210	0.3408
	0.3115	0.3393		0.3205	0.3481
	0.3028	0.3304		0.3115	0.3393

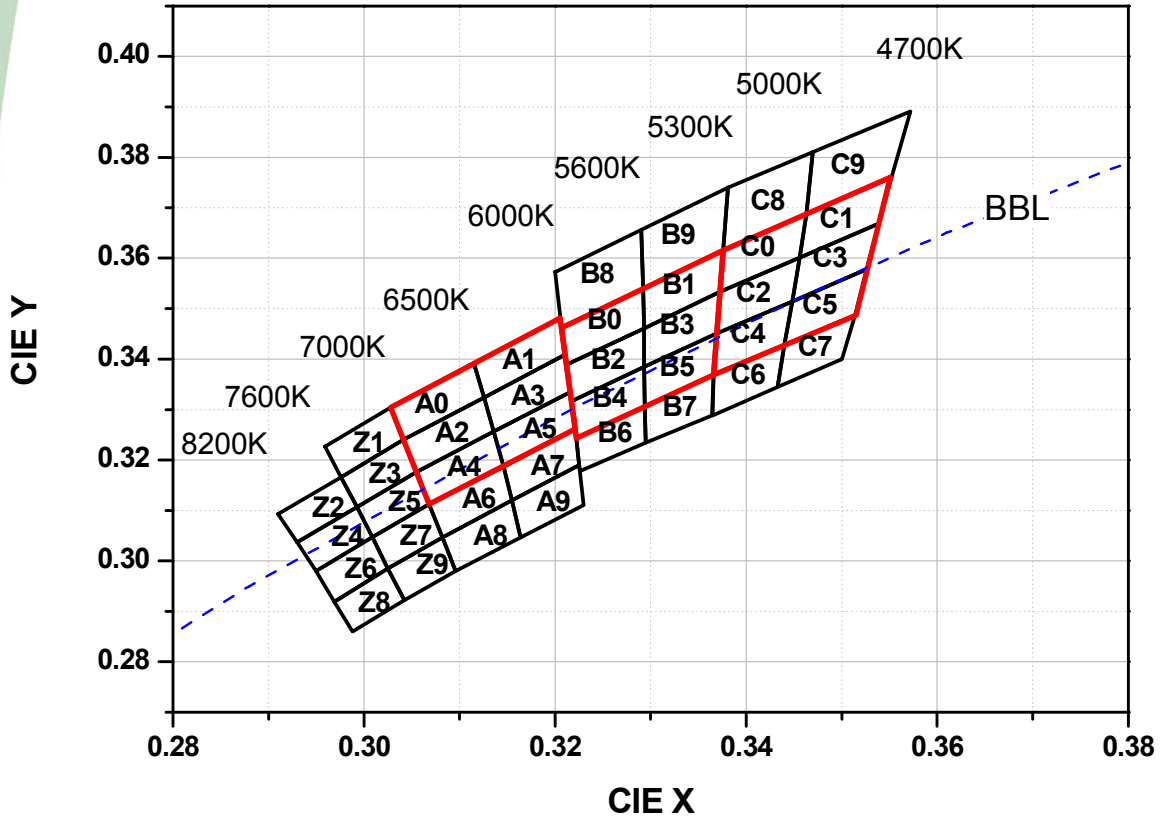
<IF=350mA, Ta=25℃>

	CIE X	CIE Y		CIE X	CIE Y
B6	0.3222	0.3243	B7	0.3294	0.3306
	0.3226	0.3178		0.3295	0.3234
	0.3295	0.3234		0.3364	0.3288
	0.3294	0.3306		0.3366	0.3369
	0.3222	0.3243		0.3294	0.3306
B4	0.3217	0.3316	B5	0.3293	0.3384
	0.3222	0.3243		0.3294	0.3306
	0.3294	0.3306		0.3366	0.3369
	0.3293	0.3384		0.3369	0.3451
	0.3217	0.3316		0.3293	0.3384
B2	0.3212	0.3389	B3	0.3293	0.3461
	0.3217	0.3316		0.3293	0.3384
	0.3293	0.3384		0.3369	0.3451
	0.3293	0.3461		0.3373	0.3534
	0.3212	0.3389		0.3293	0.3461
B0	0.3207	0.3462	B1	0.3292	0.3539
	0.3212	0.3389		0.3293	0.3461
	0.3293	0.3461		0.3373	0.3534
	0.3292	0.3539		0.3376	0.3616
	0.3207	0.3462		0.3292	0.3539
B8	0.3200	0.3572	B9	0.3290	0.3656
	0.3207	0.3462		0.3292	0.3539
	0.3292	0.3539		0.3376	0.3616
	0.3290	0.3656		0.3381	0.3740
	0.3200	0.3572		0.3290	0.3656

<IF=350mA, Ta=25℃>

	CIE X	CIE Y		CIE X	CIE Y
C6	0.3366	0.3369	C7	0.3440	0.3428
	0.3364	0.3288		0.3433	0.3345
	0.3433	0.3345		0.3500	0.3400
	0.3440	0.3428		0.3514	0.3487
	0.3366	0.3369		0.3440	0.3428
C4	0.3369	0.3451	C5	0.3448	0.3514
	0.3366	0.3369		0.3440	0.3428
	0.3440	0.3428		0.3514	0.3487
	0.3448	0.3514		0.3526	0.3578
	0.3369	0.3451		0.3448	0.3514
C2	0.3373	0.3534	C3	0.3456	0.3601
	0.3369	0.3451		0.3448	0.3514
	0.3448	0.3514		0.3526	0.3578
	0.3456	0.3601		0.3539	0.3669
	0.3373	0.3534		0.3456	0.3601
C0	0.3376	0.3616	C1	0.3463	0.3687
	0.3373	0.3534		0.3456	0.3601
	0.3456	0.3601		0.3539	0.3669
	0.3463	0.3687		0.3552	0.3760
	0.3376	0.3616		0.3463	0.3687
C8	0.3381	0.3740	C9	0.3470	0.3810
	0.3470	0.3810		0.3572	0.3891
	0.3463	0.3687		0.3552	0.3760
	0.3376	0.3616		0.3463	0.3687
	0.3381	0.3740		0.3470	0.3810

- . Pure White binning structure graphical representation



* Note

Red area is ANSI Pure White bin.

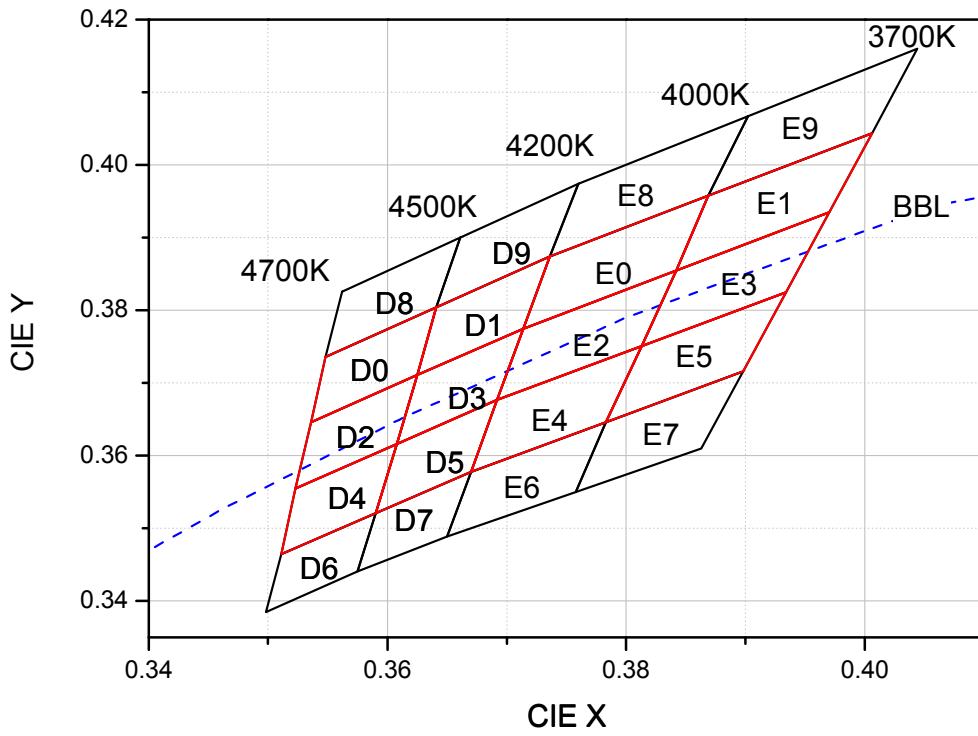
2-3. Neutral White CIE

Neutral white product tested and binned by x,y coordinates and CCT

	CIE X	CIE Y		CIE X	CIE Y
D8	0.3562	0.3826	D9	0.3661	0.39
	0.3548	0.3736		0.3641	0.3804
	0.3641	0.3804		0.3736	0.3874
	0.3661	0.39		0.376	0.3974
	0.3562	0.3826		0.3661	0.39
D0	0.3548	0.3736	D1	0.3641	0.3804
	0.3536	0.3646		0.3625	0.3711
	0.3625	0.3711		0.3714	0.3775
	0.3641	0.3804		0.3736	0.3874
	0.3548	0.3736		0.3641	0.3804
D2	0.3536	0.3646	D3	0.3625	0.3711
	0.3523	0.3555		0.3608	0.3616
	0.3608	0.3616		0.3692	0.3677
	0.3625	0.3711		0.3714	0.3775
	0.3536	0.3646		0.3625	0.3711
D4	0.3523	0.3555	D5	0.3608	0.3616
	0.3511	0.3465		0.359	0.3521
	0.359	0.3521		0.367	0.3578
	0.3608	0.3616		0.3692	0.3677
	0.3523	0.3555		0.3608	0.3616
D6	0.3511	0.3465	D7	0.359	0.3521
	0.3498	0.3385		0.3575	0.3441
	0.3575	0.3441		0.365	0.3489
	0.359	0.3521		0.367	0.3578
	0.3511	0.3465		0.359	0.3521

	CIE X	CIE Y		CIE X	CIE Y
E8	0.376	0.3974	E9	0.3902	0.4067
	0.3736	0.3874		0.3869	0.3958
	0.3869	0.3958		0.4006	0.4044
	0.3902	0.4067		0.4044	0.416
	0.376	0.3974		0.3902	0.4067
E0	0.3736	0.3874	E1	0.3869	0.3958
	0.3714	0.3775		0.3842	0.3855
	0.3841	0.3855		0.397	0.3935
	0.3869	0.3958		0.4006	0.4044
	0.3736	0.3874		0.3869	0.3958
E2	0.3714	0.3775	E3	0.3842	0.3855
	0.3692	0.3677		0.3813	0.3751
	0.3813	0.3751		0.3934	0.3825
	0.3842	0.3855		0.397	0.3935
	0.3714	0.3775		0.3842	0.3855
E4	0.3692	0.3677	E5	0.3813	0.3751
	0.367	0.3578		0.3783	0.3646
	0.3783	0.3646		0.3898	0.3716
	0.3813	0.3751		0.3934	0.3825
	0.3692	0.3677		0.3813	0.3751
E6	0.367	0.3578	E7	0.3783	0.3646
	0.365	0.3489		0.3758	0.355
	0.3758	0.355		0.3863	0.361
	0.3783	0.3646		0.3898	0.3716
	0.367	0.3578		0.3783	0.3646

- . Neutral White binning structure graphical representation



*** Note**

Red area is ANSI Neutral White bin.

2-4. Warm White CIE

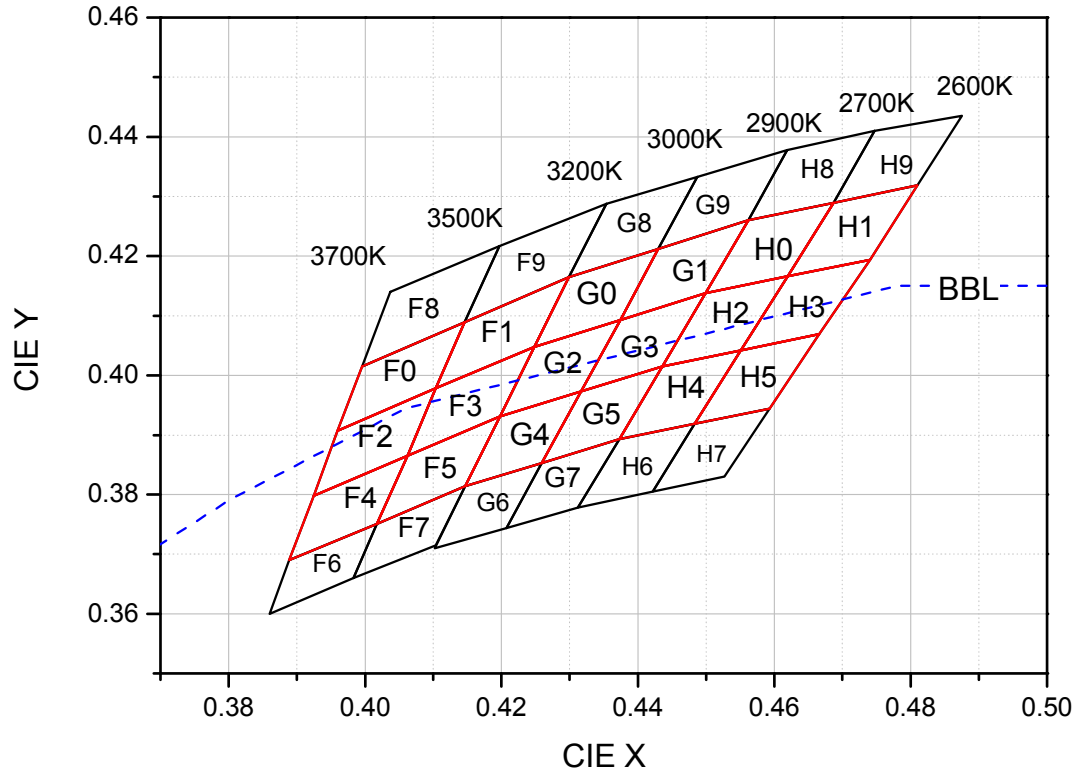
Warm white product tested and binned by x,y coordinates and CCT

	CIE X	CIE Y		CIE X	CIE Y
F8	0.4037	0.414	F9	0.4197	0.4217
	0.3996	0.4015		0.4146	0.4089
	0.4146	0.4089		0.4299	0.4165
	0.4197	0.4217		0.4354	0.4288
	0.4037	0.414		0.4197	0.4217
F0	0.3996	0.4015	F1	0.4146	0.4089
	0.396	0.3907		0.4104	0.3978
	0.4104	0.3978		0.4248	0.4048
	0.4146	0.4089		0.4299	0.4165
	0.3996	0.4015		0.4146	0.4089
F2	0.396	0.3907	F3	0.4104	0.3978
	0.3925	0.3798		0.4062	0.3865
	0.4062	0.3865		0.4198	0.3931
	0.4104	0.3978		0.4248	0.4048
	0.396	0.3907		0.4104	0.3978
F4	0.3925	0.3798	F5	0.4062	0.3865
	0.3889	0.369		0.4017	0.3751
	0.4017	0.3751		0.4147	0.3814
	0.4062	0.3865		0.4198	0.3931
	0.3925	0.3798		0.4062	0.3865
F6	0.3889	0.369	F7	0.4017	0.3751
	0.386	0.36		0.3983	0.366
	0.3983	0.366		0.4104	0.3715
	0.4017	0.3751		0.4147	0.3814
	0.3889	0.369		0.4017	0.3751

	CIE X	CIE Y		CIE X	CIE Y
G8	0.4354	0.4288	G9	0.4487	0.4333
	0.4299	0.4165		0.443	0.4212
	0.443	0.4212		0.4562	0.426
	0.4487	0.4333		0.4619	0.4378
	0.4354	0.4288		0.4487	0.4333
G0	0.4299	0.4165	G1	0.443	0.4212
	0.4248	0.4048		0.4374	0.4093
	0.4374	0.4093		0.4499	0.4138
	0.443	0.4212		0.4562	0.426
	0.4299	0.4165		0.443	0.4212
G2	0.4248	0.4048	G3	0.4374	0.4093
	0.4198	0.3931		0.4317	0.3973
	0.4317	0.3973		0.4436	0.4015
	0.4374	0.4093		0.4499	0.4138
	0.4248	0.4048		0.4374	0.4093
G4	0.4198	0.3931	G5	0.4317	0.3973
	0.4147	0.3814		0.4259	0.3853
	0.4259	0.3853		0.4373	0.3893
	0.4317	0.3973		0.4436	0.4015
	0.4198	0.3931		0.4317	0.3973
G6	0.4147	0.3814	G7	0.4259	0.3853
	0.4102	0.371		0.4207	0.3744
	0.4207	0.3744		0.4312	0.3778
	0.4259	0.3853		0.4373	0.3893
	0.4147	0.3814		0.4259	0.3853

	CIE X	CIE Y		CIE X	CIE Y
H8	0.4619	0.4378	H9	0.4747	0.441
	0.4562	0.426		0.4687	0.4289
	0.4687	0.4289		0.481	0.4319
	0.4747	0.441		0.4875	0.4435
	0.4619	0.4378		0.4747	0.441
H0	0.4562	0.426	H1	0.4687	0.4289
	0.4499	0.4138		0.462	0.4166
	0.462	0.4166		0.474	0.4194
	0.4687	0.4289		0.481	0.4319
	0.4562	0.426		0.4687	0.4289
H2	0.4499	0.4138	H3	0.462	0.4166
	0.4436	0.4015		0.4551	0.4042
	0.4551	0.4042		0.4666	0.4069
	0.462	0.4166		0.474	0.4194
	0.4499	0.4138		0.462	0.4166
H4	0.4436	0.4015	H5	0.4551	0.4042
	0.4373	0.3893		0.4483	0.3919
	0.4483	0.3919		0.4593	0.3944
	0.4551	0.4042		0.4666	0.4069
	0.4436	0.4015		0.4551	0.4042
H6	0.4373	0.3893	H7	0.4483	0.3919
	0.4312	0.3778		0.4422	0.3805
	0.4422	0.3805		0.4527	0.383
	0.4483	0.3919		0.4593	0.3944
	0.4373	0.3893		0.4483	0.3919

- . Warm White binning structure graphical representation



*** Note**
Red area is ANSI Warm White bin.

3. Forward Voltage Bins

Bin code	Forward Voltage [V]
D	2.00 ~ 2.25
E	2.25 ~ 2.50
F	2.50 ~ 2.75
G	2.75 ~ 3.00
H	3.00 ~ 3.25
I	3.25 ~ 3.50
J	3.50 ~ 3.75
K	3.75 ~ 4.00

If you have any question, please feel free to contact us.

AMERICA

•Los Angeles
Seoul Semiconductor, Inc. 18411 Crenshaw Blvd. #212
Torrance, CA 90504
Tel : +1-310-324-7151
Fax : +1-678-550-8374
E-mail : karl@acriche.com

•Detroit
3290 W.Big Beaver Rd. Suite #120 Troy MI.48084
Tel : +1-248-649-5381
Fax : +1-248-649-5541
E-mail charlie@acriche.com

•New Jersey
275 Hoym St. #3G Fort Lee, NJ 07024
Tel : +1-617-869-6779
Fax : +1-201-585-1711
E-mail : pcj77@acriche.com

•Atlanta
Tel : +1-210-216-8860
E-mail : tony.kinard@acriche.com

•Texas
4300 Crown Ridge Plano, TX 75024
Tel : +1-214-908-1949
Fax : +1-214-291-5230
E-mail : steve.markey@zled.com

EUROPE

•GERMAN GmbH, Germany
Trakehnerstr. 5 60487 Frankfurt Germany
Tel : +49-69716-750111
Fax : +49-69716-750120
E-mail : dykim@acriche.com

•Nuernberg, Germany
Am Rathaus 14 90522 Oberasbach Germany
Tel : +49-911999-5860
Fax : +49-911999-5865
E-mail : info@seoul-semicon.de

▪Dusseldorf, Germany
Oberlorickerstrasse 312
40547 Dusseldorf
Tel : +49-211-528-08566
E-mail : andrew@acriche.com

•Newcastle, U.K.
Leckbarrow Cottage, Greenodd, Ulverston, Cumbria
LA12 8HT, United Kingdom
Tel : +44-560-272-4390
E-mail : tony.oram@acriche.com

•London, U.K.
5 Pyotts Copse, Old Basing, Basingstoke, Hampshire,
RG24 8WE, United Kingdom
Tel : +44-1256-818-004
E-mail : elliet@acriche.com

▪Copenhagen, Denmark
Laederstraede 7, 2nd FL. 1201 Copenhagen K
Denmark
Tel : +45-3512-5081
E-mail : bchyun@acriche.com

▪Rotterdam, Netherlands
Zus Braunstraat 28 3056 AB Rotterdam, The
Netherlands
Tel. : +31-10-251-8668
E-mail : wim@seoulsemicon.nl

•Milan, Italy
Via Bergamo, 39 23807 Merate(LC), Italy
Tel. : +39-039-599-503
Fax. : +39-039-598-4930
E-mail : italia@seoulsemicon.it

▪Paris, France
ZI de la Fontaine de Jouvence 3, rue Levacher Cintrat
91460 MARCOUSSIS FRANCE
Tel : +33-684-85-3675
Fax : +33-1-6980-9269
E-mail : milan@seoulsemicon.fr

▪Madrid, Spain
C/Mar Cantabrico 139 288860 Paracuellos del jarama
Madrid-Spain
Tel : +34-91-268-7694
Fax : +34-91-268-7694
E-mail : sergio@seoulsemicon.es

▪Warsaw, Poland
Botewa Christo 4D/152 str. Warsaw 03-127, Poland
Tel : +48-22-498-7510
Fax : +48-22-435-5144
E-mail : krzysztof@seoulsemicon.pl

If you have any question, please feel free to contact us.

JAPAN

•Tokyo
1-11-15, Shinjuku, Shinjuku-ku, Gyoemmae
Sunrise BLD.3F, Tokyo, 160-0022, Japan
Tel: +81-3-5360-7620~1
Fax : +81-3-5360-7622
E-mail : smyi@acriche.com

•Nagoya
#203 Brown House 5-11, 1Cho-me, Chiyoda,
Naka-ku, Nagoya-city, 460-0012, Japan
Tel : +81-52-251-1861
Fax : +81-52-784-5888
E-mail : b2yttark@acriche.com

CHINA

•Shanghai
Rm.A311.No 2633 Yan`an(W) Road. Shanghai,China
Tel : +86-21-6270-3282
Fax : +86-21-6208-5754
E-mail : Johnsun82@acriche.com

•Shenzhen
RM.1406,Lian Tai Building,ZhuZiLin,FuTian
District,Shenzhen, China
Tel : +86-755-8204-2307
Fax : +86-755-8204 7531
E-mail : kevin@acriche.com

TAIWAN

•Taipei
IIF, No. 868-6. Zhongzherg Rd, zhonghe city, Taipei
235, Taiwan
Tel : +886-28226-7678
Fax : +886-28226-6211
E-mail : peter@acriche.com

SINGAPORE

•Singapore
54 Serangoon North Avenue 4 #06-01 (Suit 62),
CyberHub North Singapore 555854
Tel : +65-6853-9593
Fax : +65-6853-9591
E-mail : sansanaw@acriche.com

INDIA

•New Delhi
Apeejay Techno Park BII-41, Mohan Co-op.Indl.
Estate, Mathura Road, New Delhi-110044, India
Tel : +91-98711-55223
Fax : +91-11-2989-3764
E-mail : gopal.shukla@acriche.com

•Mumbai
#18, Block No 1, Hiranandani Meadows Pokhran Road
No. 2, Thane (W), Mumbai-400601
Tel : +91-98333-94060
E-mail : kuldeep.gupta@acriche.com

HEAD OFFICE

Seoul Semiconductor Co., Ltd.
148-29, Gasan-dong, Geumcheon-gu, Seoul, Korea
Tel : +82-31-364-3791
Fax : +82-2-6915-7776
E-mail : kks@acriche.com